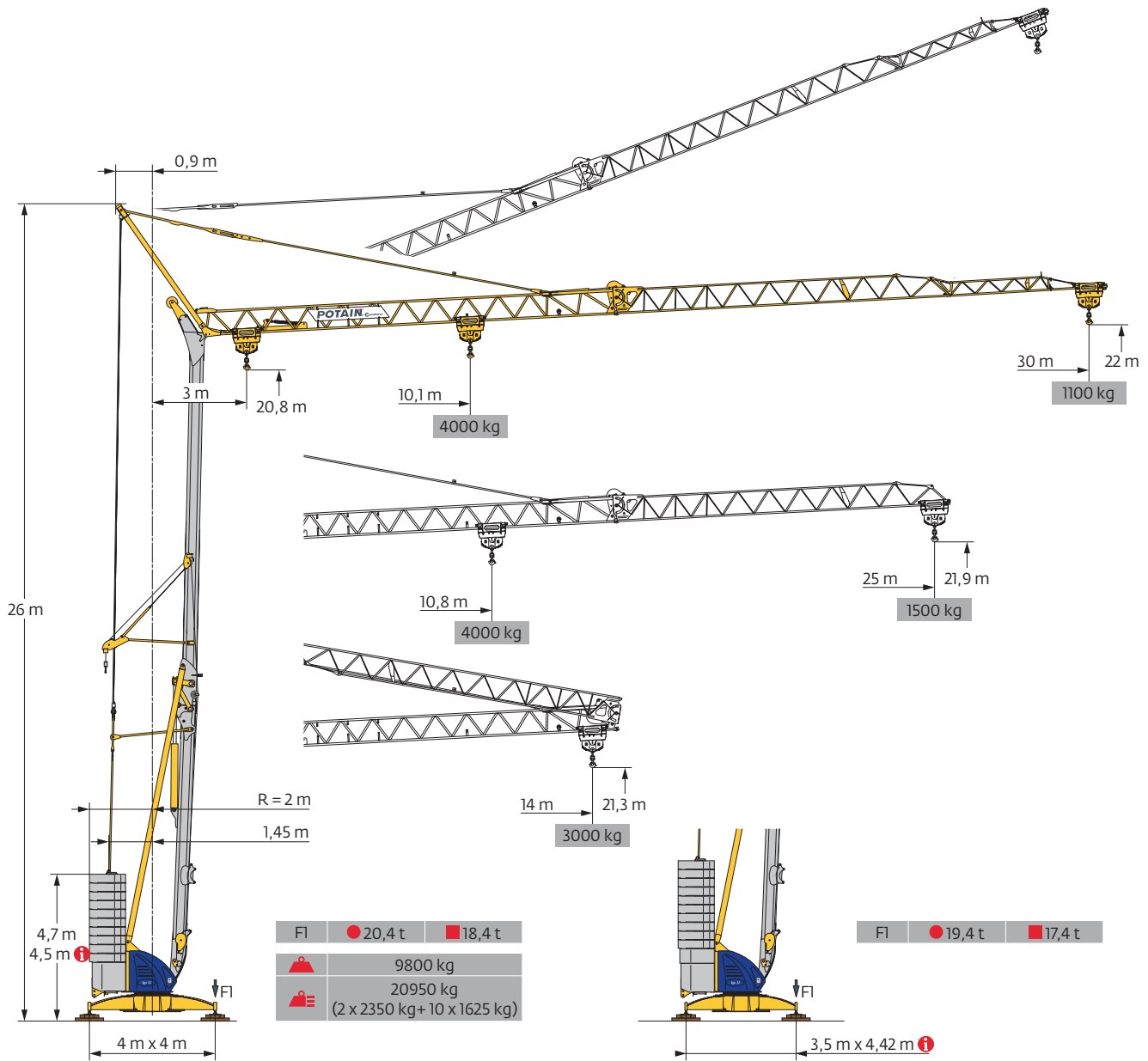
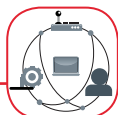


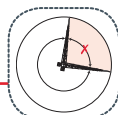
Potain Igo 32



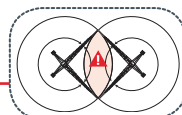
SmartCom



Top Zone

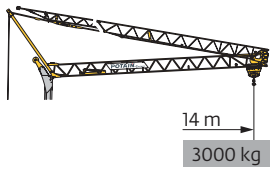


Top Tracing II




EN 14439 C25-D25
EN 14439 C50-D50
FEM 1.001-A3

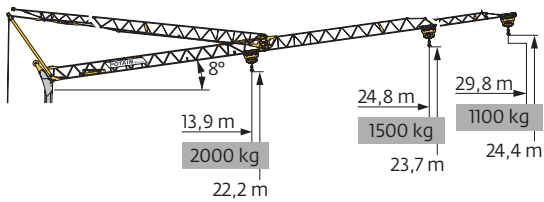
Courbes de charges / Lastkurven / Load curves / Curvas de cargas / Curve di carico
 Curvas de carga / Кривые нагрузок



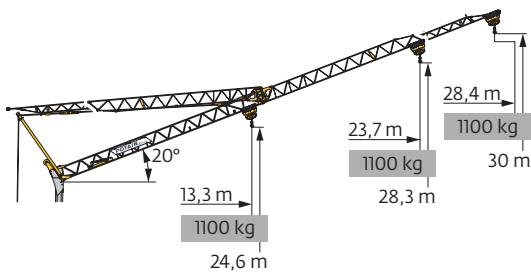
30 m	3	▶	11,1	12	13	14	m
▲▲▲			4000	3645	3295	3000	kg
						2000	kg
						2000	kg
25 m	3	▶	11,1	12	13	14	m
▲▲▲			4000	3645	3295	3000	kg
						2000	kg
						2000	kg



10,1	11	12	13	14	15	16	17,4	18,3	19	21	23	25	26	28	30	m
4000	3600	3215	2900	2640	2420	2230	2000	1885	1795	1585	1410	1265	1205	1095	1000	kg
							2000	1885	1795	1585	1410	1265	1205	1095	1000	kg
								2000	1915	1700	1520	1375	1310	1200	1100	kg
10,8	11	12	13	14	15	16	17	18,8	19,7	21	23	25	m			
4000	3935	3520	3180	2895	2655	2450	2270	2000	1890	1745	1555	1400	kg			
								2000	1890	1745	1555	1400	kg			
									2000	1850	1660	1500	kg			










30 m	3	▶	17,2	18,2	19	21	23	25	26	28	29,8	m		
▲▲▲			2000	1870	1770	1565	1395	1255	1190	1085	1000	kg		
						2000	1900	1685	1510	1365	1300	1190	1100	kg
25 m	3	▶	18,6	19	19,5	21	23	24,8	m					
▲▲▲			2000	1950	1890	1725	1540	1400	kg					
						2000	1830	1640	1500	kg				



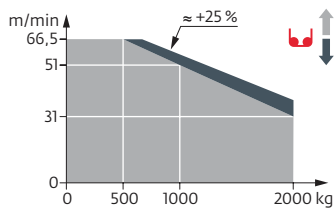
30 m	3	▶									28,4	m
▲▲▲											1000	kg
											1100	kg
25 m	3	▶								23,7	m	
▲▲▲										1000	kg	
										1100	kg	

Mécanismes / Triebwerke / Mechanisms / Mecanismos / Meccanismi
 Mecanismos / Механизмы

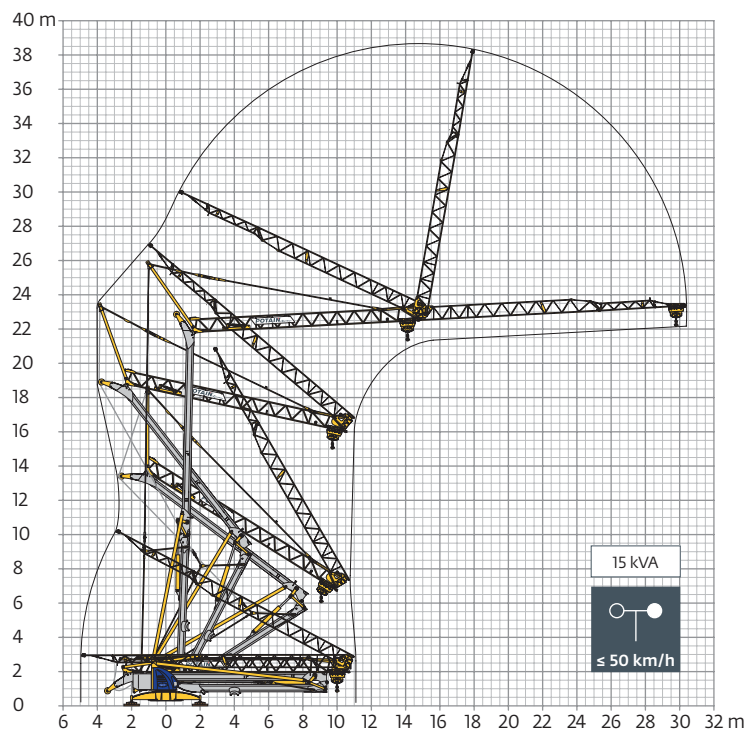
400 V - 50 Hz 480 V - 60 Hz												ch - PS hp	kW	
	15 LVF 10 Optima	m/min	3,6	18	31	51	66,5	1,8	9	15,5	25,5	33	15	11
		kg	2000	2000	2000	1000	500	4000	4000	4000	2000	1000		
	3 DVF 5	m/min	15 - 30 - 41									3	2,2	
	RVF 31 Optima+	tr/min U/min rpm	0 → 0,8									2	1,5	

 IEC 60204-32	 kVA
400 V (+10% -10%) 50 Hz / 480 V (+6% -10%) 60 Hz	14 kVA

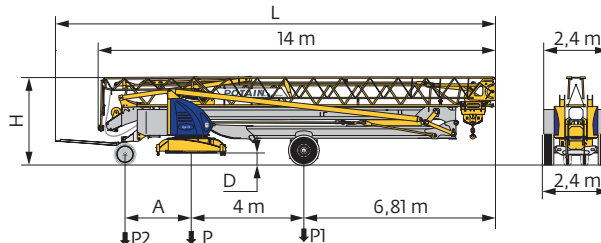
15 LVF 10 Optima



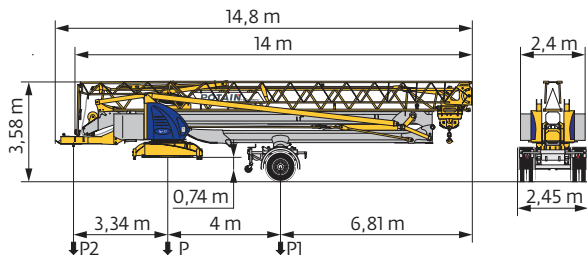
Montage / Montage / Erection / Montaje / Montaggio
 Montagem / Монтаж



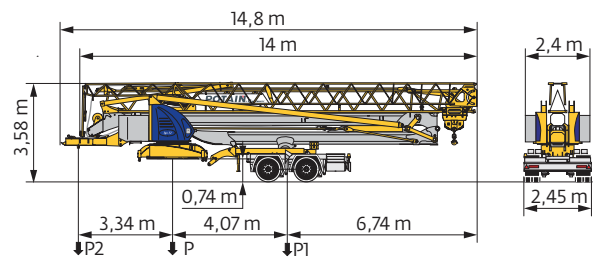
Transport / Transport / Transport / Transporte / Trasporto
Transporte / Транспортировка



	km/h	A (m)	D (m)	H (m)	L (m)	P (kg)	P1 (kg)	P2 (kg)
DS62/S120	10	2,35	0,36/0,21	3,2/3,05	15,48	15405	9480	5925
DJ100/S125	25	2,45	0,38/0,23	3,22/3,07	15,77	15250	9162	6088



	km/h	P (kg)	P1 (kg)	P2 (kg)
SL121/J135	25	16670	11460	5210



	km/h	P (kg)	P1 (kg)	P2 (kg)
SL122/J215M	80	17740	12430	5310

	FR	DE	EN	ES	IT	PT	RU
R	Rayon de giration	Schwenk radius	Rear slewing radius	Radio de giro	Raggio di rotazione	Raio de rotação	Задний габарит
i	Nous consulter	Auf Anfrage	Consult us	Consultarnos	Consultateci	Consultar-nos	Проконсультируйтесь у нас
●	Réactions en service	Reaktionskräfte in Betrieb	Reactions in service	Reacciones en servicio	Reazioni in servizio	Reacções em serviço	Реакция при работе
■	Réactions hors service	Reaktionskräfte außer Betrieb	Reactions out of service	Reacciones fuera de servicio	Reazioni fuori servizio	Reacções fora de serviço	Реакция в покое
▲	Poids à vide, sans lest, sans trains de transport, avec flèche maxi. et hauteur standard.	Gewicht ohne Last, ohne Ballast, ohne Transportachsen, mit max. Auslager- und Standardhöhe	Weight without load, without ballast, without transport axes, with max. jib and standard height	Peso en vacío, sin lastre, sin trenes de transporte con flecha y altura estándar	Peso a vuoto, senza zavorra, senza assali di trasporto, con braccio max e altezza standard.	Peso em vazio, sem lastro, sem eixos de transporte com lança máxima e altura standard.	Вес без груза, без балласта, без осей для транспортировки, с максимальным вылетом стрелы и стандартной высотой
▲	Poids total du lest	Ballast-Gesamtgewicht	Total ballast weight	Peso total del lastre	Peso totale della zavorra	Peso total do lastro	Общий вес балласта
□	Équipements standards	Standardausrüstungen	Standard equipment	Equipamiento de serie	Equipaggiamento standard	Equipamento de série	Стандартное оборудование
□	Équipements optionnels	Sonderausrüstungen	Options	Equipamiento opcional	Equipaggiamento in opzione	Equipamento opcional	Дополнительное оборудование (опция)
●	Levage	Heben	Hoisting	Elevación	Sollevarmento	Elevação	Подъем
●	Distribution	Katzfahren	Trolleying	Distribución	Distribuzione	Distribuição	Перемещение по стреле
●	Orientation	Schwenken	Slewing	Orientación	Rotazione	Rotação	Поворот
kVA	Puissance requise	Erforderliche Leistung	Required power	Potencia Necesaria	Potenza richiesta	Potência Necessária	Потребляемая мощность
⚠	Document commercial non contractuel. Pour toute information technique se référer à la notice correspondante.	Unverbindliches Vertriebsdokument. Für technische Informationen, siehe die entsprechenden Anweisungen.	This commercial document is not legally binding. For any technical information, please refer to the corresponding instructions.	Documento comercial no contractual. Para cualquier información técnica, ver la noticia correspondiente.	Documento commerciale non vincolante, per tutte le informazioni tecniche fare riferimento al catalogo istruzioni.	Documento comercial não contractual. Para qualquer informação técnica complementar consultar as respectivas instruções.	Этот коммерческий документ не является юридически обязательным. Для получения технической информации, см. соответствующие инструкции.



www.manitowoc.com

Americas
Manitowoc, Wisconsin, USA
Tel: +1 920 684 6621
Fax: +1 920 683 6277

Shady Grove, Pennsylvania, USA
Tel: +1 717 597 8121
Fax: +1 717 597 4062

Europe, Middle East, Africa
Dardilly, France
Tel: +33 (0)4 72 18 20 20
Fax: +33 (0)4 72 18 20 00

China
Shanghai, China
Tel: +86 21 6457 0066
Fax: +86 21 6457 4955

Greater Asia-Pacific
Singapore
Tel: +65 6264 1188
Fax: +65 6862 4040